

# CLOCK DIALS > ARCH DIALS

## SILVER-BRASS ARCH DIAL

This is the classic arch dial design with antiqued cast metal corners and spandrels applied to a highly polished brass plate. The time ring and Tempus Fugit disc are brushed silver with etched black numerals. The center disc is gilded with a stipple finish.

**MD5 11 X 11 X 15" (280 X 280 X 375MM)**



MD4A-5

Same design as above dial but uses aluminum components to give the same look. From a foot away you can't tell the difference.

**MD4A 10 X 10 X 13" (250 X 250 X 330MM)**

## MOON PHASE DIALS

The colorful scene painted on the moving disc in the arch indicates the phase of the moon.

**MD24 10 X 10 X 14" (250 X 250 X 352MM)**

**MD25 11 X 11 X 15<sup>1/2</sup>" (280 X 280 X 395MM)**

**MD25A 12 X 12 X 16<sup>1/2</sup>" (300 X 300 X 417MM)**


The moon disc artwork may differ from the illustration.

**MD41- 11x11x 15" - Aluminum plates, excellent finish**

MD41

MD24

MD25



## BRUSHED-BRASS ARCH DIAL

The classic look in an economical version. The ground color is antique brown with brass ornamentation. The numeral ring is brushed silver with black numerals.

Brass	Aluminum	
<b>MD18b</b>	<b>MD18a</b>	6 x 6 x 8" (150 x 150 x 200mm)
	<b>M19a</b>	8 x 8 x 10 <sup>1/2</sup> " (200 x 200 x 265mm)

## PAINTED ARCH DIAL

Multi-colored rose decor is beautifully painted on creme-colored background. The numeral track is printed black.

**MD9 10<sup>1/8</sup> X 10<sup>1/8</sup> X 14" (257 X 257 X 350MM)**

MD25A

MD9



## ANTIQUÉ-FINISH ARCH DIAL

This unique and attractive dial will lend an authentically antique look to your clock project or restoration. The finish is antique blue-green with a silver time ring. The decor is deeply embossed giving a 3-dimensional effect.

**MD14 10<sup>1/4</sup> X 10<sup>1/4</sup> X 14" (260 X 260 X 353MM)**

MD14

MD18-19



# CLOCK DIALS > METAL DIALS

## SQUARE METAL DIALS

Choose from our wide selection of brass and aluminum dials.

<i>Brass Dials</i>		
<b>MD15</b>	Brushed brass, etched decor	8 x 8"
<b>MD16</b>	Brushed brass, etched decor	10 x 10"
<b>MD17</b>	Brushed brass, etched decor	11 x 11"
<b>MD17a</b>	Brushed brass, etched decor	12 x 12"
<b>MD40</b>	Brass, screened decor	8 x 8"
<i>Aluminum dials</i>		
<b>MD50-44</b>	White & gold background	4 x 4"
<b>MD50-66</b>	White & gold background	6 x 6"
<b>MD50-88</b>	White & gold background	8 x 8"
<b>MD39</b>	Brushed brass w/overlaid decor	8 x 8"
<b>MD51</b>	Walnut design on alum. w/overlaid décor	7.5 x 7.5"


MD15 - 16 - 17 - 17A - 50



## TEMPUS FUGIT DISC

Replace discolored or missing disc from your arch dial.

MD101 2 3/4" DIA.



MD53



Size	Color	Arabic	Roman
4.5"	gold spun	<b>MD53a-45</b>	<b>MD53r-45</b>
5"	gold spun		<b>MD53r-50</b>
6"	gold spun	<b>MD53a-60</b>	<b>MD53r-60</b>
7"	gold spun	<b>MD53a-70</b>	<b>MD53r-70</b>
7"	white	<b>MD26a</b>	<b>MD26r</b>
8"	gold spun	<b>MD53a-80</b>	<b>MD53r-80</b>
8"	white		<b>MD27r</b>
10"	white	<b>MD28a</b>	<b>MD28r</b>
10"	crème	<b>MD255a</b>	<b>MD255r</b>
11"	crème	<b>MD283a</b>	<b>MD283r</b>
11"	white		<b>MD29r</b>
11.4"	white	<b>MD289a</b>	<b>MD289r</b>
12"	white	<b>MD30a</b>	

## ROUND METAL DIALS

# DIALS+BEZELS + DIAL RINGS

## DIAL-BEZEL-GLASS ASSEMBLIES

Traditional German assemblies used on millions of wall, mantle and table clocks.

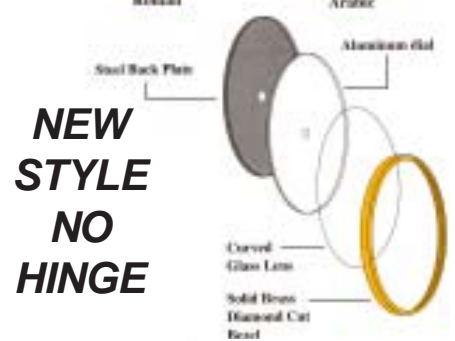
They feature:

- ✓ Solid Brass Bezel
- ✓ Convex Glass Lens
- ✓ Hinged Bezel
- ✓ Rim mounting with brads

Arabic	Roman	Size
CB113A *	CB113R *	4"
CB500A	CB130R *	5-1/8"
CB600A	CB600R	6-1/4"
CB160A *	CB160R *	6-1/4"
CB700A	CB700R	6-3/4"
CB800A	CB800R	7-7/8"
CB200A *	CB200R *	7-7/8"
	C141B	7-7/8"
	C141C	8-5/8"
* New Style - No Hinge		

## FACESTYLE

113A - 113R  
 500A - 130R  
 600A - 600R  
 160A - 160R  
 700A - 700R  
 200A - 200R



MD38 all  
 CB800R



C141B - C141C



MD21D



CB800A



MD20B



MD20 - 20A - 21C



MD21B



MD21 - 21A

## REGULATOR DIALS

Polished brass bezels with imitation porcelain numeral track and center disc.

4.75"	MD38-475
6"	MD38-600
7"	MD38-700
8"	MD38-800

## METAL DIAL RINGS

Most are black numerals printed on aluminum except as noted.

Size	Color	
5 3/4"	Spun silver	MD20A
5 3/4"	Spun brass	MD20B
6 1/4"	Spun silver	MD20
7 1/4"	Spun solid brass	MD21B
7 1/4"	White w/gold trim	MD21D
8"	Spun silver	MD21
8 1/2"	Spun brass finish, overlaid numerals	MD21C

# AMERICAN BEZELS + NUMERAL SETS

## AMERICAN BEZELS & PANS

Our american-made bezels are fabricated from heavy brass and have the hinge and latch soldered in place. The pans are brass plated steel and have the hinge welded in place. Bezels without glass only require the glass tabs to be soldered. If you take a pan & bezel together you get a paper dial to fit, FREE!

Size	Bezel	w/Glass	Dial Pan
4 1/2"	<b>CB13</b>	*	<b>CB13p</b>
5"	<b>CB12</b>	*	<b>CB12p</b>
5 1/8"	<b>CB11</b>		<b>CB11p</b>
5 1/2"	<b>CB10</b>	*	<b>CB10p</b>
5 3/4"	<b>CB9</b>	*	<b>CB9p</b>
6"	<b>CB8</b>	*	<b>CB8p</b>
6 1/2"	<b>CB7</b>	*	<b>CB7p</b>



### SESSIONS-STYLE BEZEL

Polished Brass & Lacquered bezel measures 5 1/2" in diameter. **CB15**



### BRASS NUMERAL SETS

Our solid brass numerals are cut on an engraving machine and have highly polished and lacquered surfaces. Some sets have threaded pins although newer sets are not made with these pins and must be glued in place.

#### Roman Full Sets

<b>C190a</b>	.5" - 12.5mm
<b>C191</b>	0.5" - 14mm
<b>C191a</b>	0.6" - 16mm
<b>C192</b>	0.8" - 20mm
<b>C193</b>	1.0" - 25mm
<b>C194</b>	1.2" - 30mm

#### Roman w/Pointers

<b>C194j</b>	0.8" - 20mm
<b>C194k</b>	1.0" - 25mm

#### Arabic w/Pointers

<b>C194m</b>	1.1" - 27mm
--------------	-------------

#### Brass Shields

<b>C194e</b>	0.7" - 18mm
<b>C194f</b>	1.1" - 29mm
<b>C194g</b>	1.4" - 36mm

#### Old West

<b>C194p</b>	1.2" - 30mm
--------------	-------------



C194P



C194E

C194f - C194g



# PLASTIC NUMERAL SETS

## PLASTIC CLOCK NUMERALS

French Clock Style Shields 22mm C194d  
 Black Arabic Numbers 26mm C320-26



## SELF-STICK PLASTIC NUMERAL SETS

Each sprue will make one clock dial. All have a self-adhesive backing.

**FULL SETS - #1 THRU 12**


**MINI SETS - #3 - 6 - 9 - 12**

**MARKERS - 12 MARKERS PER SPRUE**

Size	Roman Full Sets	Arabic Full Sets		
1/2"	C500-847	C500-845		
5/8"	C500-848	C500-846		
1"	C500-842	C500-840		
	Roman Mini Sets	Arabic Mini Sets		
1/2"	C500-849	C500-512		
5/8"	C500-850	C500-516		
3/4"	C500-556			
1"	C500-844	C500-520		
	Bars	Tear Drops	Round	
1/2"	C500-854	C500-856	5/32" -833	
5/8"	C500-828		1/4" -830	
3/4"	C500-864	C500-857	3/8" -829	
1"	C500-852	C500-858	5/8" -855	
	Olde English	Hebrew Full Set		
	5/8" - C500-871	1/2" - C500-866		
	1" - C500-868	3/4" - C500-867		




ARABIC FULL




ROMAN FULL



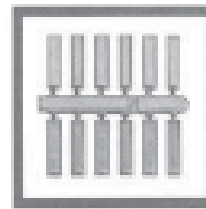
ARABIC MINI




ROMAN MINI



Dots



Bars



Teardrops



HEBREW



OLDE ENGLISH

# PAPER DIALS + GROMMETS

## PAPER DIALS

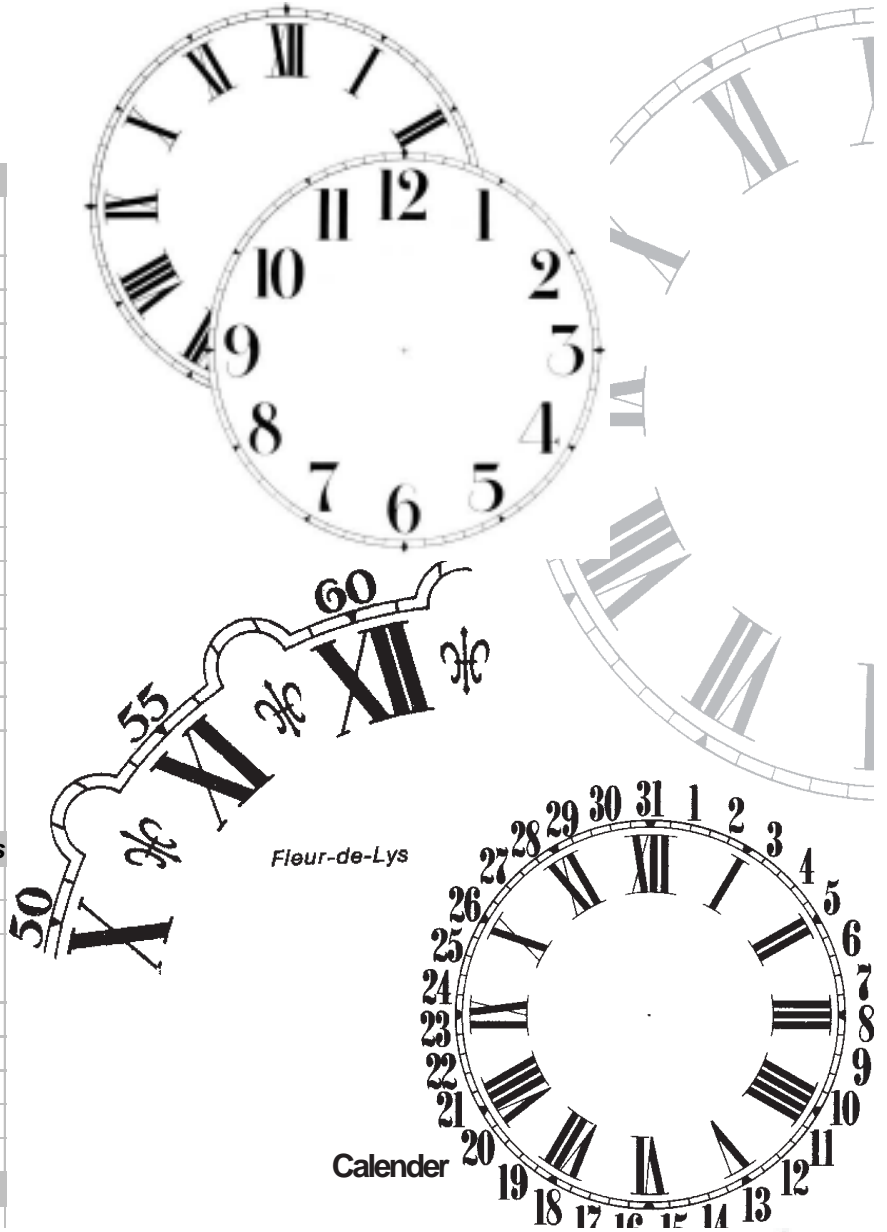
PM paper dials are printed on heavy, enamel coated stock. Available in solid white or parchment beige. Specify when ordering.

	<i>Roman</i>	<i>Arabic</i>	<i>Fleur-de-Lys</i>
2"	P1r	P1a	<i>available in white only</i>
2 1/4"	P2r	P2a	
2 1/2"	P3r	P3a	
2 3/4"	P4r	P4a	
3"	P5r	P5a	
3 1/4"	P6r	P6a	
3 1/2"	P7r	P7a	
3 3/4"	P8r	P8a	
4"	P9r	P9a	
4 1/4"	P10r	P10a	P32
4 1/2"	P11r	P11a	P33
4 3/4"	P12r	P12a	P34
5"	P13r	P13a	P35
5 1/4"	P14r	P14a	P36
5 1/2"	P15r	P15a	P37
5 3/4"	P16r	P16a	
6"	P17r	P17a	
6 1/4"	P18r	P18a	
6 1/2"	P19r	P19a	<b>Calendar Dials</b>
6 3/4"	P20r	P20a	<i>white only</i>
7"	P21r	P21a	P39
7 1/2"	P22r	P22a	
8"	P23r	P23a *	
9"	P24r	P24a *	P40
10"	P25r	P25a *	
11"	P26r		P41
12"	P27r		

\* White Only

### Assortments

1 each Roman 2" to 12"	P30r
1 each Arabic 2" to 10"	P30a
12 asstd Roman 3" to 8"	P31r
12 asstd Arabic 3" to 8"	P31a
12 asstd Fleur-de-Lys	P38
12 asstd Calendar	P41a



## KEY HOLE GROMMETS

Use these brass bushings (grommets) to add the finishing touch to your dial. Masks the rough edge on new holes or restorations.

*Shown Actual Size*

See **CLOCK MATERIAL**

**ASSORTMENTS FOR ADDITIONAL**

<b>DR2</b>	<b>DR3</b>	<b>DR4</b>	<b>DR5</b>	<b>DR6</b>	<b>DR7</b>	
10mm	11mm	10mm	9mm	8mm	7mm	<i>dia</i>
16mm	7mm	7mm	6mm	5.5mm	6mm	<i>height</i>
<b>DR8</b>	<b>DR9</b>	<b>DR10</b>	<b>DR11</b>	<b>DR12</b>	<b>DR13</b>	
10mm	10mm	10mm	10mm	10mm	10mm	<i>dia</i>
14mm	10mm	9mm	7.5mm	5mm	4mm	<i>height</i>